

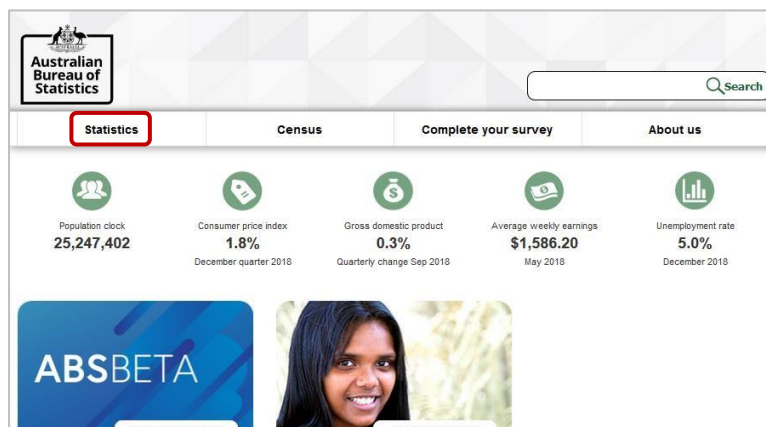
Find Statistics on the ABS website

Introduction

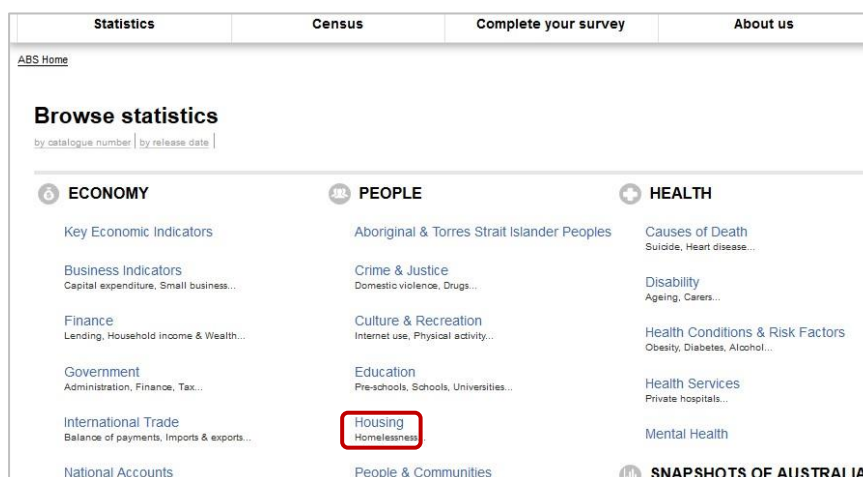
The [Australian Bureau of Statistics \(ABS\) website](#) contains a wealth of statistical data that you can access in different ways, e.g. geographically or by topic/sub-topic.

Procedure

1. On the ABS home page, click on the **Statistics** tab.



2. Select a topic, e.g. Housing.



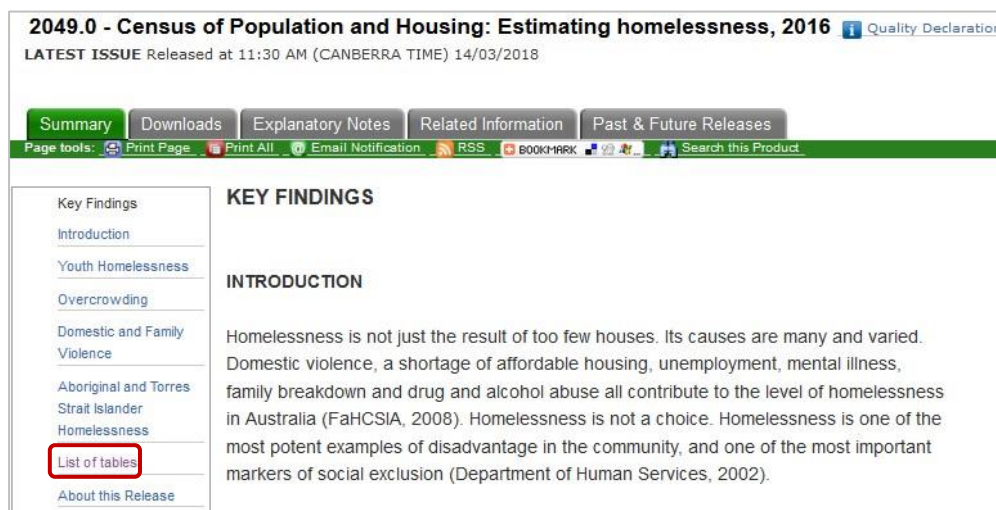
Find Statistics on the ABS website

3. Select a sub-topic, e.g. Homelessness.



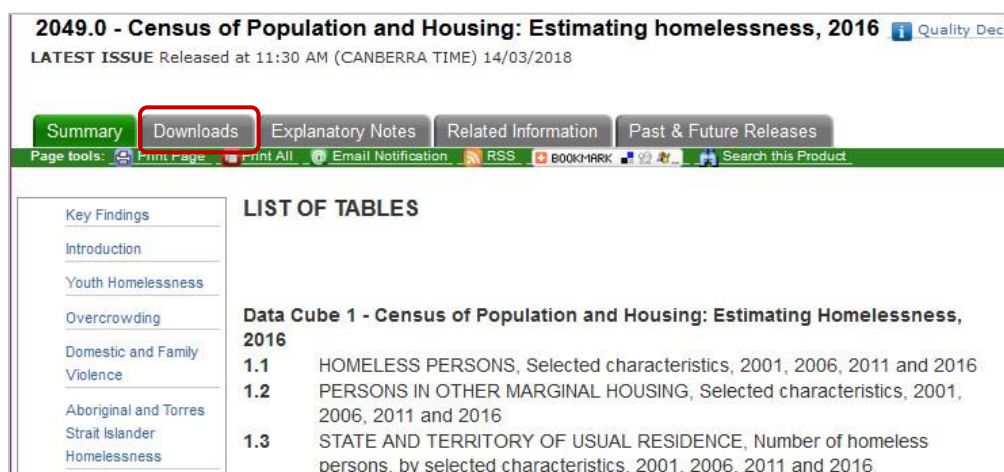
The screenshot shows the ABS website's 'Housing' section. At the top, there is a search bar with options to 'Browse all topics', 'by catalogue number', and 'by release date'. Below this, the 'Homelessness' link is highlighted with a red box. Other links include 'Homes Owned and Rented'. At the bottom, it states 'Released 17 January 2019' and 'Housing Finance Australia, November 2018'.

4. Review the data in the **Key Findings**. If you need more specific information, click **List of Tables** to review the contents of the downloadable data cubes.



The screenshot shows the ABS page for '2049.0 - Census of Population and Housing: Estimating homelessness, 2016'. The page is titled 'LATEST ISSUE Released at 11:30 AM (CANBERRA TIME) 14/03/2018'. It features a navigation bar with tabs for 'Summary', 'Downloads', 'Explanatory Notes', 'Related Information', and 'Past & Future Releases'. Below the navigation bar, there are 'Page tools' including 'Print Page', 'Print All', 'Email Notification', 'RSS', 'BOOKMARK', and 'Search this Product'. The main content area is divided into 'KEY FINDINGS' and 'INTRODUCTION'. The 'List of tables' link in the left sidebar is highlighted with a red box.

5. Click on **Downloads** to select relevant data cubes.



The screenshot shows the same ABS page as above, but with the 'Downloads' tab selected in the navigation bar. The main content area now displays the 'LIST OF TABLES' section. The 'List of tables' link in the left sidebar is highlighted with a red box. The 'Data Cube 1 - Census of Population and Housing: Estimating Homelessness, 2016' section lists three data cubes:

Data Cube	Description
1.1	HOMELESS PERSONS, Selected characteristics, 2001, 2006, 2011 and 2016
1.2	PERSONS IN OTHER MARGINAL HOUSING, Selected characteristics, 2001, 2006, 2011 and 2016
1.3	STATE AND TERRITORY OF USUAL RESIDENCE, Number of homeless persons, by selected characteristics, 2001, 2006, 2011 and 2016

Find Statistics on the ABS website

- Click on the **.xls** button next to the data you need to open the corresponding Excel file.

Help for : Excel File.

Data Cubes

Census of Population and Housing: Estimating Homelessness, 2016		Released 24/07/2018
State and territory of usual residence, All persons		Released 24/07/2018
State and territory of usual residence, Persons aged 15 years and over		
State and territory of usual residence, Sex by age of person		
State and territory by place of enumeration, Statistical Area Level 2, 3 and 4		

- In Excel, use the **Contents** links to select the data you need.

The screenshot shows the Microsoft Excel interface with the following content:

- File menu: File, Home, Insert, Page Layout, Formulas, Data, Review, View, Help, Tell me, Share, Comments
- PROTECTED VIEW: Be careful—files from the Internet can contain viruses. Unless you need to edit, it's safer to stay in Protected View. Enable Editing
- Formula bar: 20490DO003_2016 Census of Population and Housing: Estimating homelessness, 2016
- Worksheet: Australian Bureau of Statistics
- 20490DO003_2016 Census of Population and Housing: Estimating homelessness, 2016
- Released at 11:30 am (Canberra time) Wed 14 Mar 2018
- Contents section:
 - Tables
 - 3.1 TOTAL PERSONS AGED 15 YEARS AND OVER, by selected characteristics, 2016
 - 3.2 HOMELESS OPERATIONAL GROUPS AND OTHER MARGINAL HOUSING, New South Wales—Persons aged 15 years and over by selected characteristics, 2016
 - 3.3 HOMELESS OPERATIONAL GROUPS AND OTHER MARGINAL HOUSING, Victoria—Persons aged 15 years and over by selected characteristics, 2016
 - 3.4 HOMELESS OPERATIONAL GROUPS AND OTHER MARGINAL HOUSING, Queensland—Persons aged 15 years and over by selected characteristics, 2016
 - 3.5 HOMELESS OPERATIONAL GROUPS AND OTHER MARGINAL HOUSING, South Australia—Persons aged 15 years and over by selected characteristics, 2016
 - 3.6 HOMELESS OPERATIONAL GROUPS AND OTHER MARGINAL HOUSING, Western Australia—Persons aged 15 years and over by selected characteristics, 2016
 - 3.7 HOMELESS OPERATIONAL GROUPS AND OTHER MARGINAL HOUSING, Tasmania—Persons aged 15 years and over by selected characteristics, 2016
 - 3.8 HOMELESS OPERATIONAL GROUPS AND OTHER MARGINAL HOUSING, Northern Territory—Persons aged 15 years and over by selected characteristics, 2016
 - 3.9 HOMELESS OPERATIONAL GROUPS AND OTHER MARGINAL HOUSING, Australian Capital Territory—Persons aged 15 years and over by selected characteristics, 2016
- Navigation tabs: Contents, Table_3.1, Table_3.2, Table_3.3, Table_3.4, Table_3.5, Table_3.6, T...
- Status bar: Ready, 100%

Find Statistics on the ABS website

8. Review the data.

The screenshot shows an Excel spreadsheet with the following data:

	HOMELESS OPERATIONAL GROUP										Per 'sev
	Persons living in improvised dwellings, tents, or sleeping out		Persons in supported accommodation for the homeless		Persons staying temporarily with other households		Persons living in boarding houses		Persons in other temporary lodgings		
	no.	%	no.	%	no.	%	no.	%	no.	%	
9 Total personal income (weekly)											
10 Under \$400	230	61.0	488	46.2	578	47.8	301	33.6	32	103.2	
11 \$400-\$649	47	12.5	132	12.5	237	19.6	250	27.9	3	9.7	
12 \$650-\$799	13	3.4	42	4.0	97	8.0	34	3.8	0	0.0	
13 \$800 and over	21	5.6	51	4.8	232	19.2	52	5.8	0	0.0	
14 Not stated	65	17.2	340	32.2	66	5.5	257	28.7	0	0.0	
15 Registered marital status											
16 Never married	229	60.7	735	69.6	677	56.0	600	67.0	9	29.0	
17 Widowed	11	2.9	30	2.8	31	2.6	40	4.5	0	0.0	